

Power Flow Proscribed Across Grid by Using Converters at Unstable Circumstances

Dr. CHANDRASHEKHAR REDDY S, G SARITHA, P MADHU KUMAR

Professor, Assistant Professor, M.Tech Student,

Department of EEE

CJIT, Yeshwanthapur,

Warangal, T.S, India

Abstract: Sustaining the grid and also boosting its integrity have actually just recently ended up being significant needs for big dispersed generation devices. Under a lot of grid mistakes, the precision of the standard voltage assistance systems (VSSs) is considerably impacted as a result of the presence of the zero-sequence voltage. Likewise, the typical VSSs have actually been made use of just in the STATCOM applications, where the energetic power is absolutely no. This paper recommends an innovative VSS in the converter-interfaced systems, called zero-sequence made up voltage assistance (ZCVS), to properly control the three-phase voltages of the link factor within the pre-set security limitations. The suggested plan not just makes up the zero-sequence element however likewise thinks about the energetic power shot. Unlike the conventional approaches, the suggested VSS is adjusted also in repellent circulation systems. The payment of this paper is, nevertheless, ternate. As the 2nd payment, the restricted energetic power oscillation is recommended to be increased to the ZCVS. This attribute restricts the oscillation to a defined worth which offers a flexible dc-link voltage oscillation establishing while concurrently sustaining the a/c host grid, also under serious out of balance mistakes. Third, the optimum energetic power shipment to the air conditioner grid is additionally developed for the ZCVS. The effective outcomes of the suggested assistance plan as well as corresponding approaches are validated making use of picked simulation and also speculative examination situations.

Keywords: Micro grid, ZCVS, VSS, Source voltage, STATCOM, Zero sequence mode, Voltage compensation.

1. INTRODUCTION:

Overall mounted power from renewable-energy resources is continuously expanding in the brand-new electrical decontrolled situation. Amongst them, photovoltaic or pv as well as wind generator are acquiring boosting focus in the last couple of years. When attached to the grid, renewable-energy resources act as dispersed generation (DG) systems. Traditionally, a dispersed generation system would certainly be called for to separate from the grid when voltage dips take place and also to reconnect to the grid when mistakes are gotten rid of. Voltage dips, generally brought on by remote grid mistakes in the power system, are brief period lowers in rms voltage. A lot of voltage dips result from out of balance mistakes, while well balanced voltage dips is fairly unusual in method. Nonetheless, this demand is altering. For the voltage assistance, a power top quality compensator to maintain the microgrid voltage unsusceptible to out of balance grid mistakes. It is extremely efficient however requires extra collection settlement tools. In order to get rid of the constraint, an effective voltage assistance control for the grid-connected inverter under out of balance grid mistakes, which allows both the favourable series

voltage healing and also adverse series voltage decrease. Undoubtedly, it stands on the presumption that the network insusceptibility is generally inductive. With the boosting application of renewable resource resources, an increasing number of DG systems proactively provide electrical power right into the grid. As a result, in order to preserve energetic power shipment as well as responsive power assistance to the grid, grid codes currently need wind power systems to ride with voltage dips without disturbance.

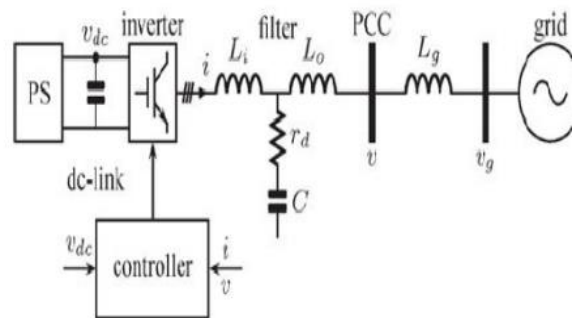


Fig.1.1. Proposed model

2. PREVIOUS STUDY

The complete system is composed of the power source (PS), the inverter, and the grid is shown in Fig. 1. Interconnection between the PS and the inverter is operated by a dc-link capacitor. The control of the dc-link voltage V_{dc} balances the power flow in the system. The inverter consists of a three-leg voltage-source pulse width-modulation inverter with an LCL filter to reduce high-frequency harmonics. To avoid filter resonance, a passive damping resistor is included in series with the capacitor. Finally, the DG inverter is connected to the grid at the point of common coupling (PCC). Grid impedance is mainly inductive [1], so the inductance L_g is used to model the connection between the three phase DG inverter and the grid. Grid voltage V_g can be affected by the fault produced somewhere in the transmission system. Electronic devices function properly as long as the voltage of the electricity feeding the device stays within a consistent range. There are several types of voltage fluctuations that can cause problems, including surges and spikes, sags, harmonic distortions, and momentary disruptions. Voltage sag is a fundamental frequency decrease in the supply voltage for a short duration. Voltage sag is not a complete interruption of power; it is a temporary drop below 90 percent of the nominal voltage level. Most voltage sags do not go below 50 percent of the nominal voltage, and they normally last from 3 to 10 cycles or 50 to 170 milliseconds. After that, it is feasible to prevent under voltage in the stages under mistake or overvoltage in the stages that do not experience the voltage droop. Furthermore, the negative-sequence voltage is minimized and also the stage dive is removed, which are essential disagreements to appropriately run DG inverters. To stay clear of interference, stage voltages should stay within top and also reduced restrictions. Unique control systems are required for a better infiltration of DG resources. Much better control formulas enhance power top quality and also effectiveness as well as rise grid integrity too. Consequently, control plans with greater efficiency are the basis for correct procedure of DG systems, specifically under grid mistakes.

3. PROPOSED SYSTEM

The risk-free and also appropriate function from the grid-connected converters (GCCs) has actually therefore been actually a considerable difficulty for system drivers. The mix from climbing circulated power sources along with big programs from present day tons triggers in a framework extra at risk to

current droops, growths, as well as uneven problems. Other command techniques, which are actually generally based upon symmetrical patterns, were actually analyzed to use with network errors through a GCC. The planned technique defines an enhanced current assistance program (VSS) resolving these 3 problems. To begin with, this completely recompenses the zero-sequence part and also efficiently moderates the stage currents within the pre-set security restrictions under uneven mistake situations. The protection current restrictions are actually generally established through network regulations for undisturbed function from GCCs. Second, the planned plan applies to resisting frameworks, e.g. regular circulation units. Third, the energetic electrical power moved due to the GCC is actually additionally looked at in the planned VSS. The supplied energetic electrical power is actually, nonetheless, strongly oscillatory under intense uneven disorders. This newspaper likewise suggests a rational procedure to confine the energetic energy oscillations as well as boost dc-bus current stabilizing, referred to as minimal energetic energy oscillation (LAPO). As the 3rd payment, the optimum energetic energy distribution (MAPD) is actually likewise created.

4. SIMULATION RESULTS

The total body is actually comprised from the source of power (PS), the inverter, and also the framework is actually received Fig. 1. Tie-in in between the PS and also the inverter is actually worked through a dc-link capacitor. The command from the dc-link current V_{dc} stabilizes the energy circulation in the unit. The inverter includes a three-leg voltage-source rhythm width-modulation inverter along with an LCL filter to minimize high-frequency harmonics. To stay away from filter vibration, an easy damping resistor is actually featured in set along with the capacitor. Ultimately, the DG inverter is actually linked to the network at the aspect from popular combining (PCC). Network resistance is actually primarily inductive [1], so the inductance L_g is actually utilized to design the link in between the three phase DG inverter and also the framework. Network current V_g could be had an effect on by deficiency generated someplace in the gear box body. Throughout framework mistakes, the system nodule current profile page will definitely degrade. To supply the current help functionality, the grid-connected inverter must infuse the energy in to the system for enhancing the bus current profile page.

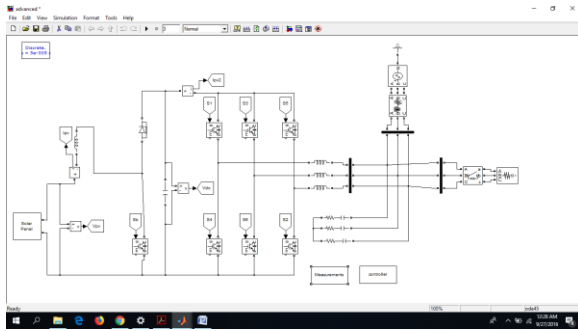


Fig.4.1.Controller circuit

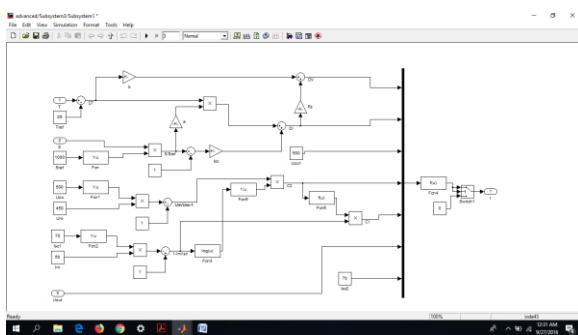


Fig.4.2. Solar power generation

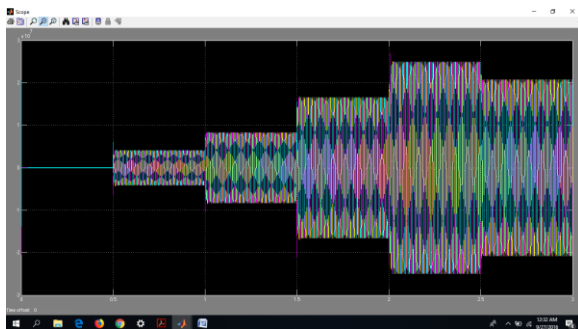


Fig.4.3. Three phase voltages

5. CONCLUSION

An enhanced VSS to exactly moderate the stage currents from a three-phase GCC within the pre-programmed protection limitations. Existing approaches primarily deal with 3 concerns: initially, their efficiency comes to be incorrect in many cases as a result of disregarding the zero-sequence current part; 2nd, they may be just administered in inductive networks; and also, 3rd, absolutely no energetic electrical power release is actually recommended. The recommended ZCVS strategy handles these 3 issues. Additionally, 2 corresponding goals, pertaining to the energetic energy shipment, are

actually likewise boosted in the designed program. Initially, the LAPO is actually planned under extreme uneven errors to analytically acquire a restriction for the infused unfavorable sensitive present. This component delivers a flexible as well as minimal oscillation on energetic energy, and also strengthened dc current while assisting the ac-side current. Second, the articulations from the MAPD are actually planned to make use of the max allowed energetic electrical power from a dispersed power source also under serious unbalances as well as while still managing the stage currents.

REFERENCES

- [1] M. K. Hossain as well as M. H. Ali, "Transient security enlargement from PV/DFIG/SG-based combination electrical power body through nonlinear control-based changeable repellent FCL," *IEEE Trans. Maintain. Electricity*, vol. 6, no. 4, pp. 1638-- 1649, Oct. 2015.
- [2] H. Xiao, A. Luo, Z. Shuai, G. Jin, as well as Y. Huang, "An enhanced command technique for several bidirectional energy grid converters in crossbreed AC/DC microgrid," *IEEE Trans. Smart Grid*, vol. 7, no. 1, pp. 340-- 347, Jan. 2016.
- [3] P. Wang, C. Jin, D. Zhu, Y. Tang, P. C. Loh, and also F. H. Choo, "Distributed command for independent function from a three-port AC/DC/DS crossbreed microgrid," *IEEE Trans. Ind. Electron.*, vol. 62, no. 2, pp. 1279-- 1290, Feb. 2015.
- [4] K. A. Alobeidli, M. Syed, M. E. Moursi, as well as H. Zeineldin, "Novel collaborated current command for crossbreed micro-grid along with islanding functionality," *IEEE Trans. Smart Grid*, vol. 6, no. 3, pp. 1116-- 1127, May 2015.
- [5] A. Camacho, M. Castilla, J. Miret, R. Guzmanm, and A. Borrell, "Reactive energy command for dispersed age group nuclear power plant to abide by current limitations in the course of framework shortcomings," *IEEE Trans. Electrical power Electron.*, vol. 29, no. 11, pp. 6224-- 6234, Nov. 2014.
- [6] S. Chaudhary, R. Teodorescu, P. Rodriguez, P. C. Kjaer, as well as A. M. Gole, "Negative pattern present command inwind power source with VSC-HVDC relationship," *IEEE Trans. Maintain. Electricity*, vol. 3, no. 3, pp. 535-- 544, Jul. 2012.
- [7] Y. Mohamed as well as E. El-Saadany, "A management plan for PWM current resource distributed-generation inverters for rapid load-

voltage control and also helpful relief from uneven current disruptions," IEEE Trans. Ind. Electron., vol. 55, no. 5, pp. 2072-- 2084, May 2008.